



RHINO

Web Based School Management

Office

Office 330,
28a Church Road
Stanmore, Middlesex
London
HA7 4AW
U.K.

Contact

Phone
+44 (0)203 5000 800

Email
info@schoolrhino.com

Web
schoolrhino.com

**“THE SYSTEM WORKS
PERFECTLY AND HAS
CONSIDERABLY REDUCED OUR
PAPER BASED WORKLOAD.”**



RHINO

Web Based School Management

**“IT HAS SIMPLIFIED OUR
SYSTEMS, IS EASY TO USE AND
NAVIGATE AND PROVIDES ALL
THE DATA WE REQUIRE IN JUST
A FEW CLICKS.”**



WELCOME TO RHINO

Web Based School Management

Providing schools and educational institutions with a web based application to manage their data.

Rhino allows you to manage your entire school online, from any internet connected device. Every school benefits from bespoke modules which work in accordance with their policies and work flow.

At Rhino, we pride ourselves with providing schools with an end product which meets their requirements, from customised registration modules, disciplinary processes, tests and exams, fees and payments as well as internal and external messaging.

Students, parents, teachers, staff and administrators all have custom dashboards and modules which work seamlessly to provide a feature rich user experience.

TABLE OF CONTENTS

5 | Secure and Fully Managed

6 | Rhino's Background

7 | Application Modules

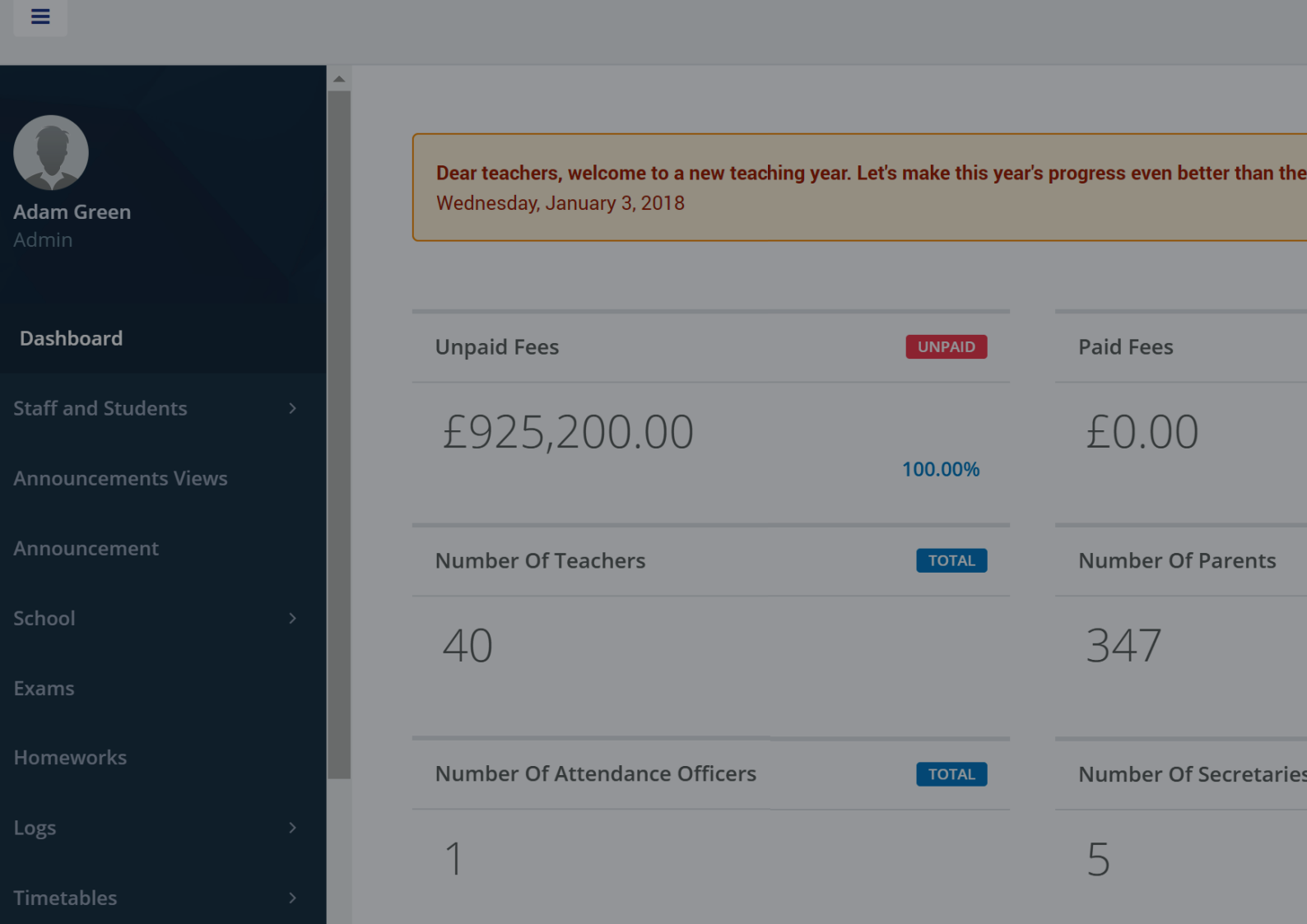
14 | Case Study

15 | What Our Schools Say

16 | Next Steps

Copyright Notice

The information presented in this brochure, belongs to and is the intellectual property of School Rhino. The brochure, content, concepts, text and images may not be used for any other purpose other than discussing the possibility of working with School Rhino. Copying, sharing or editing anything contained in this proposal for other than this usage is strictly forbidden.



Helping schools to streamline student management

SECURE & FULLY MANAGED

Security of sensitive and nonsensitive data is at the forefront of Rhino. Our application environments are managed in-house and hosted in the United Kingdom, backed with a 100% network uptime SLA (Service Level Agreement).

Our staff provide on-site and remote support to our schools ensuring you can manage your data with ease and simplicity.

RHINO'S BACKGROUND

Powerful tools and intuitive features, managed by Rhino.

Schools and educational institutions rely continuously on technology to streamline processes and manage their data. With the introduction of cloud computing, the cost of managing and processing data securely has decreased dramatically. Rhino provides a managed service with powerful tools.

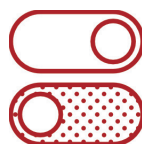
Designed & Developed Around Our Users

Rhino was built ground up with the input of teachers, school administrators and headteachers. That's why we understand that every school is not the same. When your school moves to Rhino we customise modules to ensure you do not have to work around the system, but work with the system for the betterment of your students.



Responsive

You don't need to install and maintain Rhino. Rhino runs on any internet enabled device. Registers on tablets, parents on phones - the choice is yours.



Customisable

Rhino is fully customisable to your school requirements and policies. Additional features can be developed and integrated into your set-up.



Fully Managed

Rhino is a fully managed service. No local server costs, no in-house server admins required. We proactively monitor and manage every school deployment.



Security

Rhino facilitates GDPR compliancy. Additionally, we use high grade encryption in our database and use APIs to communicate between our front and backend. Our servers are located in the same data centre as NHS services and FTSE 100 companies.

APPLICATION MODULES

Customisable

The next few pages will provide an overview of the standard modules which are ready to deploy in Rhino. Asides from those mentioned, required modules can be developed and deployed within a Rhino set-up. We only need to deploy to your server unlike software based solutions which may require local server updates or updates on every computer.



Login

Login

[Forgot Password?](#)



	Day	08:50 - 09:10	09:10 - 09:50	09:50 - 10:25	10:25 - 10:40	10:40 - 11:20	11:20 - 12:00	12:00 - 12:30	12:30 - 12:50	12:50 - 13:00	13:00 - 13:40	13:40 -
Monday	Assembly and Registration	P.E. Muhammad Datoo	English Rabab Razvi	Morning Play	PSHE Rabab Razvi	Library Rabab Razvi	Lunch	Noon Play	Registration	ICT Rabab Razvi	Geogra Rabab f	
Tuesday	Assembly and Registration	English Rabab Razvi	English Rabab Razvi	Morning Play	Math Rabab Razvi	Math Rabab Razvi	Lunch	Noon Play	Registration	Art Najia	Art Najia Ha	
Wednesday	Assembly and Registration	P.E. Rabab Razvi	History Rabab Razvi	Morning Play	Math Rabab Razvi	Math Rabab Razvi	Lunch	Noon Play	Registration	Arabic Rabab Kleit	Arabic Rabab	
Thursday	Assembly and Registration	Arabic Rabab Kleit	Arabic Rabab Kleit	Morning Play	English Rabab Razvi	English Rabab Razvi	Lunch	Noon Play	Registration	Science Rabab Razvi	Scien Rabab f	

Modules

The next few pages contain a list of standard modules which can be deployed with or without customisation. Bespoke modules can be developed to work with your school set-up.

01 | Dashboards

Every user type has a specific dashboard showing them vital information they need to see at a glance.

02 | Profiles

Students, teachers, parents and staff have all their data stored in Rhino. With a real-time search in all data tables, profiles can be accessed by privileged users within seconds.

03 | New Registrations

Rhino integrates the full student registration process. Once a form has been completed, all details are available to view in the backend. Privileged users can then accept/reject a registration and assign them to a class.

04 | Announcements

Email and real-time on-screen announcements can be sent using filters to selected individuals or groups.

05 | Subjects, Terms & Classes

Manage all school subjects, terms, holidays and classes. Assign form tutors, teaching assistants and create groups within subjects such as 'higher' and 'lower' sets.

06 | Timetable (Admins)

Create the entire school timetable including multi-subject sessions which work seamlessly with our modules so teachers only see students in their class or group at all times.



Hurr Husain

Class:
Form tutor(s): Class not assigned

- Profile
- TimeTable
- Exams
- Reports
- Attendance
- Yellow Report
- Fees
- IDFs
- Homework
- Consent Form
- Student Form
- Teacher Comments



Ahmad Husain

Class: 3
Form tutor(s): Dr. A Abdullah

- Profile
- TimeTable
- Exams
- Reports
- Attendance
- Yellow Report
- Fees
- IDFs
- Homework
- Consent Form
- Student Form
- Teacher Comments

07 | Timetable (Teachers)

Teachers can view their entire week timetable on one screen allowing them to plan for the week ahead.

08 | Timetable (Parents)

With our parents' login, parents can view their children's timetable once logged in.

09 | Timetable (Students)

Once logged in, students can keep on top of their classes by viewing their weekly timetable.

10 | Registers

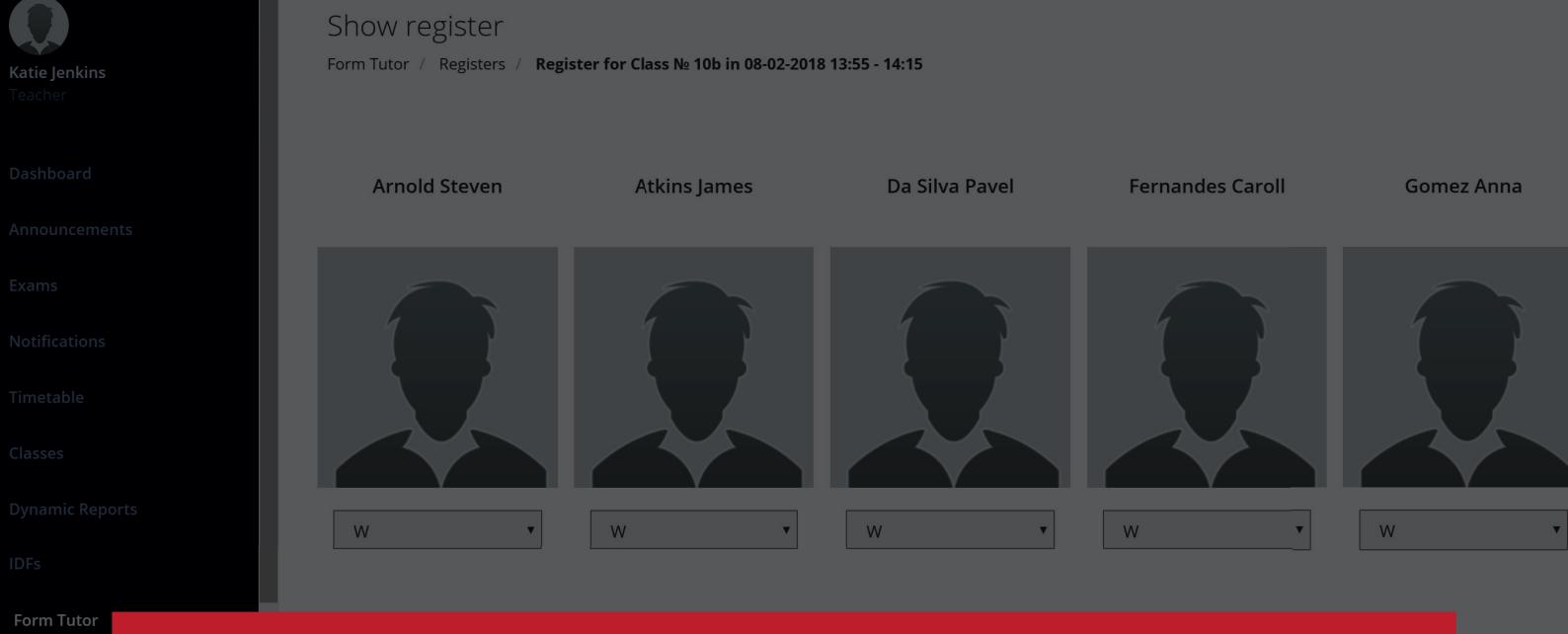
Teachers can view images of their students (if consent has been provided) or a table of students in order to mark registers. Due to the responsive design, registers can be taken on tablets, mobiles and PCs.

11 | Register Codes

Use and manage register codes which match Ofsted requirements.

12 | Temporary Registers

This module allows privileged users to assign a temporary register to another member of staff or teacher should a form tutor be absent.



13 | Paper Registers

Print a paper register for every class in the event that your school internet goes down. A mobile data connection is sufficient to access the system fully.

15 | Fire Registers

In the event of a fire or fire drill, form tutors can fill out a fire register which allows them to instantly become aware of any students who are unaccounted for.

17 | End of Term Reports (Teachers)

Teachers can fill in their end of term reports online saving time and money versus paper reports. Reports can be printed by all those who have access to them should the need arise. Teachers can also view a log of their reports for referencing, specifically on parent meet teacher days.

14 | Register Search & Reports

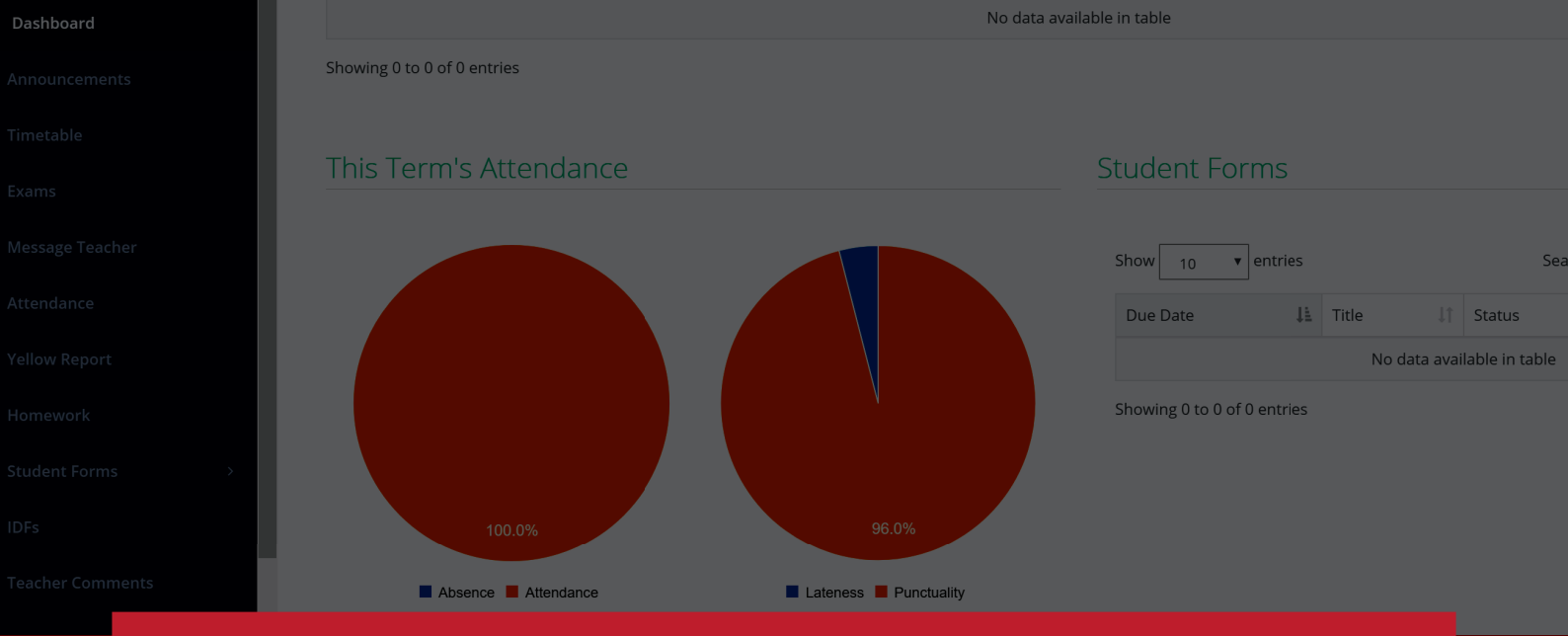
Numerous register reports are available with one click, including Absent Students, 100% Attendance Report, Lateness and Absence Report and Attendance Statistics.

16 | End of Term Reports (Admins)

View all end of term reports, filter those which have not been completed by teachers and confirm final reports prior to submitting them to parents.

18 | End of Term Reports (Parents & Students)

Parents and students can view end of term reports online. If required, access for parents can be disabled.



19 | Statistical Reports

Generate administrative reports such as Attendance, Exams Results, Disciplinary Reports, Teacher Comments (for students) and more.

20 | Homework

Teachers can upload homework for students and parents to view alike. Students can upload their completed works for teachers to confirm submission. Parents may also be given access to view their children's homework if required.

21 | Exams

Create and mark exams for all subjects. Exam results are available for students to view and parents (if enabled).

22 | Fees

For independent schools, a feature rich fees module allows fees to be set, reminders sent to parents, fees entered against invoices, concessions, and reports based on paid and outstanding fees.

23 | Consent Forms

Remove the need for paper consent forms with Rhino. Create consent forms which parents sign digitally online. View all accepted and rejected consent forms as well as unopened forms. Consent forms for students are also available.

24 | Login Log

For security, a login log is available to admins which provide a log of failed and successful entries.

Date	Morning	Afternoon
03-01-2018	/	\
04-01-2018	/	\
05-01-2018	/	\
08-01-2018	/	\
09-01-2018	L	\
10-01-2018	/	\
11-01-2018	/	\
12-01-2018	/	\
15-01-2018	/	\
16-01-2018	/	\
17-01-2018	/	\
18-01-2018	/	\
19-01-2018	/	\

25 Password Generation

Privileged users can reset passwords for students, teachers, staff and admins. Our built-in security policy requires users to create a new password every time theirs has been reset in accordance with our strong password requirements.

26 Alerts

Parents are alerted if a comment or disciplinary note has been added to their child's profile. Alerts can also be sent through to students, parents, staff and admins.

27 Safeguarding

A private section only accessible by users specified by the school allows one to add safeguarding notes and alerts as well as view a history of incidents. Admins can also generate safeguarding reports as and when required.

28 Message A Teacher

Teacher communication information are available for both students and parents.

29 Children

Parents can view their children's entire profile through Rhino. This allows parents to view end of term reports, exam results, attendance statistics, fees, disciplinary actions, teacher comments, homework and more.

30 Timetable Templates

Admins can manage daily class and school timings should they differ from day to day. Registration open and close timings can be set, as well as register expiry times so teachers cannot mark registers once closed.

Type

- Student
- Class
- Boys
- Girls
- Whole School

Period Type

- Year
- Term
- Week
- Date Range

Student

Select or search a student in the list...

Year

Select or search a year in the list...

Show On

Screen

Get Report

31 | File Sharing

A teacher/staff file sharing module allows teachers to store and share files. Should a new teacher join, they can be given access to all previous files for their subject providing them a head start in their planning.

32 | Settings

Manage school settings such as currency, SMS, report headers, nationalities and origins from one module.

33 | SMS

Full integration with SMS providers allows Rhino to send SMS messages to parents when students are late or absent. Additional settings also allow for SMS messages to be sent when registration entries have been changed.

34 | Email

To ensure timely and industry standard delivery of emails Rhino integrates with leading email relay systems. Alternatively, SMTP email sending can be selected.

35 | HR & Payroll

HR department staff have a private view of staff data including payroll, certification and courses as well as the ability to add and view comments during the employment of a staff member.

36 | Transport

For schools providing transport, this module allows them to create bus locations and automatically generate invoices to parents for their child's transportation.

Case Study

ASAZS Primary & Secondary School

The Al-Sadiq and Al-Zahra Primary and Secondary School, based in London, UK, was using spreadsheets and paper based systems to manage their school data. This resulted in numerous issues which were solved by migrating to Rhino. Below is the general work flow which was undertaken to migrate them.

Step- 01 | Demo

ASAZS had been storing data in spreadsheets. They realised the need for a school management system so we visited to demo Rhino to their staff and run them through its benefits.

Step- 02 | Consultation

We visited ASAZS over many weeks to discuss their requirements and analyse their current method of data processing and storage. Our meetings were conducted with a number of staff members and the headteacher.

Step- 03 | Customisation

After presenting a proposal for customisation, the team at ASAZS joined Rhino. Our designers and developers began customisation in order to meet their demands. This included specific rewards and disciplinary processes.

Step- 04 | Soft Launch

Upon completion, we deployed Rhino to our secure environment on our servers and provided a fully working demo to ASAZS.

Step- 05 | Training

Once training dates were confirmed, we trained primary, secondary, library, secretary and admin staff to use Rhino. Manuals were also created for students and parents.

Step- 06 | Live Deployment

Live data was then imported into Rhino and the installation deployed to our live environment. ASAZS began using Rhino and have continuously increased their features month on month.

What Our Schools Say

Mr. Farshid

Head of IT

Deploying any new system poses numerous obstacles, especially when dealing with sensitive data. When Rhino came to demo their application, it was clear to us that the benefits were numerous. Competitors charged much more for software applications which were not customisable to this extent. The team at Rhino were professional and available continuously. We requested numerous on-site meetings which they agreed to at all times.

We were continuously informed about the progress of customisation, and their soft launch was an excellent step so we could use our system hands on without live data.

Due to their training sessions, deployment was very smooth - we've never looked back. We've recommended Rhino to numerous bodies and look forward to expanding our feature base with them.

Mr. Muhammad

P.E. Teacher

When Rhino was first introduced in our school, we were quite apprehensive as many of us were used to the traditional pen and paper route. However, having used it now for a lengthy period of time, I have noticed a significant improvement in the efficiency of completing day to day tasks.

As a form tutor, the key features which have really stood out for me are:

1. The reward and discipline policy: the detention log which automatically records all pupils' detentions with reasoning and notifies me when a pupil has reached a certain limit. Furthermore it will also advise what action needs to be taken e.g. A call home / after school detention etc. Similarly the rewards policy is also a great help in keeping account of pupils' good work and behaviour and aids me when handing out rewards.
2. No need for homework diaries: all homework which is given by teachers is now uploaded to Rhino. This cuts out any problems of students forgetting to note down their homework. Furthermore, parents can also view what homework their children are receiving via their own personalised log in and can contact the teacher directly with queries.
3. Homework can also be submitted via the portal and teachers can give feedback to students who in turn can improve their work and resubmit. This is a great help especially during holiday time and is much more environmentally friendly.

I feel that Rhino has taken our school to a new level and has really made life easier not just for the students, but for the teachers and parents too. Rhino has been specifically tailored to our school needs and for that reason I would certainly recommend that Rhino be implemented in all schools.

Next Steps

To further understand how your school or educational institution can work with Rhino, we prefer to follow the steps below in order to have you up and running.

01

Demo

We will demo a complete working system of Rhino at your premises to give you a hands on experience.

02

Consultation

Our team will then meet with you in order to better understand your needs and requirements.

03

Data Management Analysis

We will draw up your flow of data management and include it within a proposal which will be presented to your board.

04

Customisation

From our consultation and proposal, we will understand and present the customisations you require to ensure Rhino works seamlessly with your school.

05

Development

Once you're ready to start deploying Rhino, we will customise the modules and develop any additional features you may require. These will be deployed to a staging environment with demo data.

06

Data Import and Deployment

Once the staging set-up has been tested by both the school and our QC team, we deploy your Rhino to a live environment and work with you to import your data from your premises.

“THEIR CUSTOMER SERVICE IS GREAT, THEY RESPOND AND PROVIDE SOLUTIONS TO OUR NEW REQUIREMENTS VERY QUICKLY.”

**CONTACT US FOR FURTHER
INFORMATION OR TO
SCHEDULE AN ON-SITE DEMO
OF RHINO**

+44 (0)203 5000 800

INFO@SCHOOLRHINO.COM



RHINO

Web Based School Management



RHINO

Web Based School Management

Office

Office 330,
28a Church Road
Stanmore, Middlesex
London
HA7 4AW
U.K.

Contact

Phone
+44 (0)203 5000 800

Email
info@schoolrhino.com

Web
schoolrhino.com